
4G/LTE MIMO Multiband Antenna

- 5dBi Screw Mount
- 2G, 3G, 4G/LTE, WIFI, GPS, GLONASS, (GALILEO)
- 2 x 4G/LTE Antennas (MIMO) improve performance
- ESD Protection

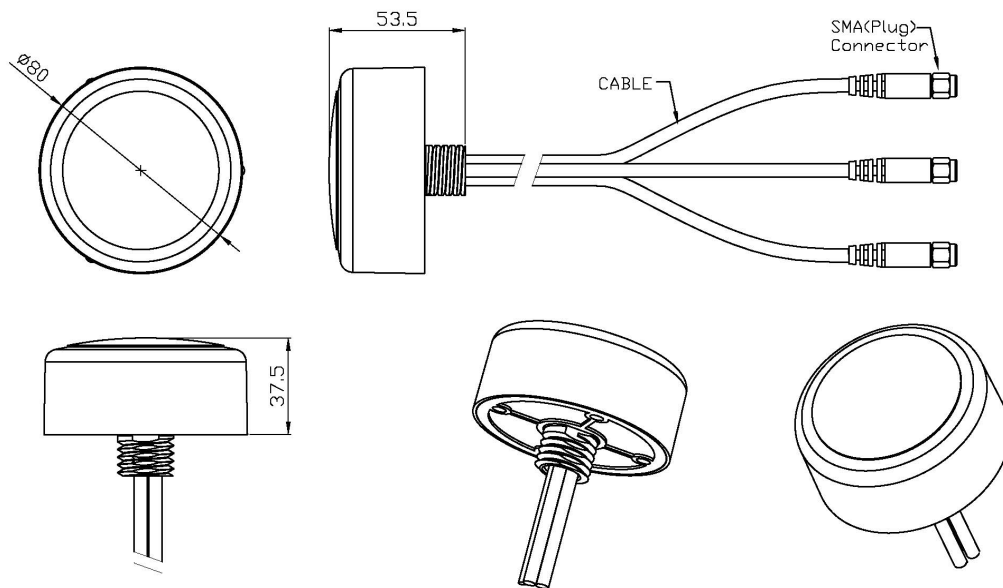


RoHS



Specification

Category	GPS Antenna	GPS/GLONASS Antenna
Frequency	1575.42MHz	1575.42MHz \pm 10 MHz 1602 MHz \pm 8 MHz
Gain	27dB	27dB
V.S.W.R	< 2.0	< 2.0
Noise Figure	1.5 Typical	1.5 Typical
Band Width	2 MHz	43 MHz min @S11 \leq -10dB
Impedance	50 Ohm	50 Ohm
Cable/Connector	3 Meter- RG174 / SMA	3 Meter- RG174 / SMA
Polarization	R.H.C.P	R.H.C.P
Power supply	3.0 ~ 5.5V DC	3.0 ~ 5.5V DC
Power Consumption	12mA	10.6 mA @ 3V, 21 mA@ 5V (Typical)
Power Handling Capacity		
Dimension		
Operation Temperature	-40degC to +80degC	
Storage Temperature	-45degC to +100degC	



Antenna Gain Table <LTE Main Antenna>

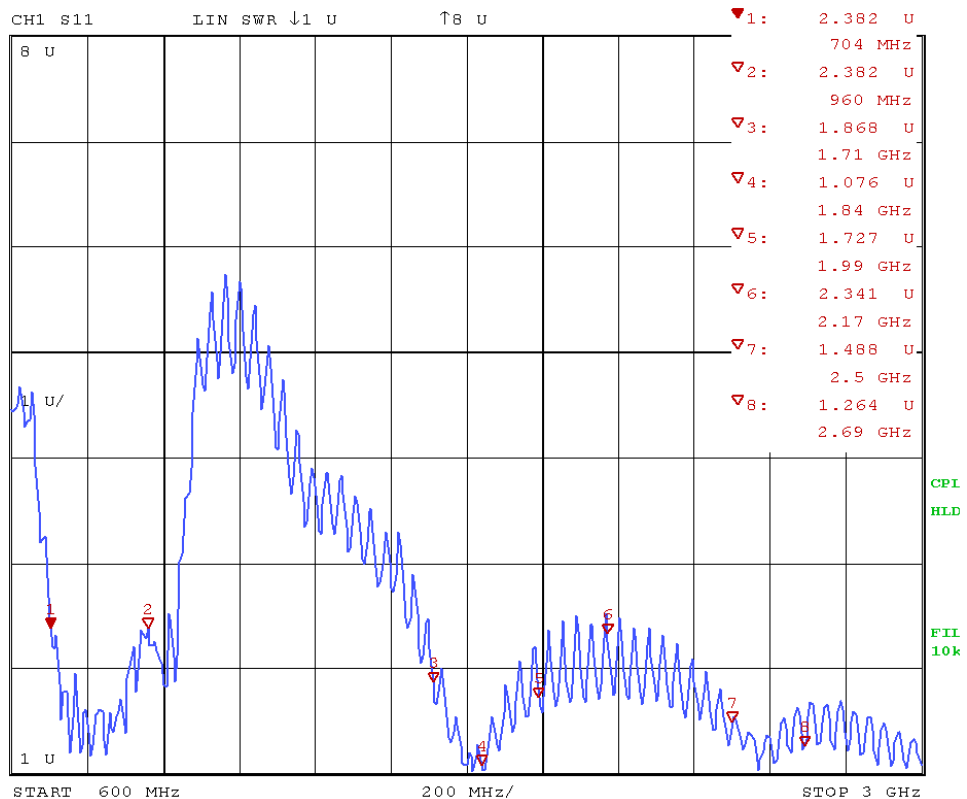
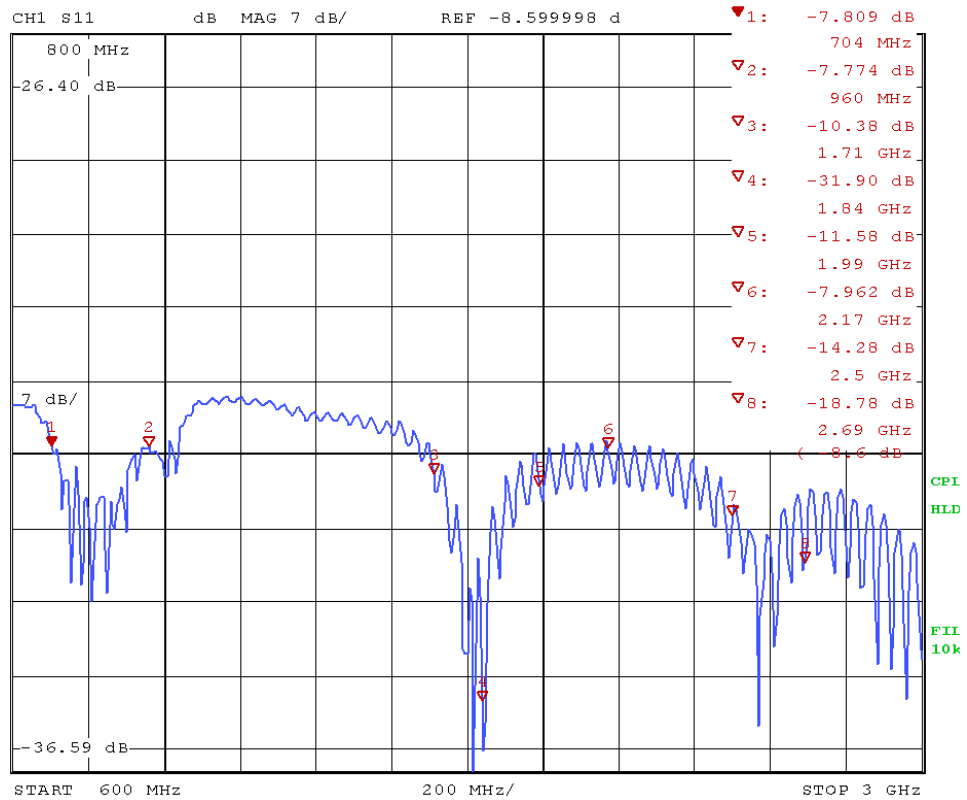
Frequency (MHz)	704	734	756	768	787	824
Efficiency (%)	21.82	44.08	49.33	46.28	45.36	32.66
Gain (dBi)	0.31	4.02	6.1	4.92	4.86	2.76
Average Gain (dB)	-6.61	-3.56	-3.07	-3.35	-3.43	-4.86

Frequency (MHz)	868	880	915	960	1710	1785
Efficiency (%)	27.45	23.75	39.36	45.05	36.29	52.78
Gain (dBi)	3.11	1.68	3.06	2.5	2.39	4.43
Average Gain (dB)	-5.61	-6.24	-4.05	-3.46	-4.4	-2.77

Frequency (MHz)	1805	1850	1880	1920	1990	2110	2140
Efficiency (%)	54.86	55.35	45.21	43	38.38	26.3	29.1
Gain (dBi)	5.47	4.63	4.19	3.73	3.49	1.95	2.57
Average Gain (dB)	-2.61	-2.57	-3.45	-3.67	-4.16	-5.8	-5.36

Frequency (MHz)	2170	2300	2400	2500	2570	2620	2690
Efficiency (%)	27.18	36.41	32.95	33.89	33.44	29.79	30.22
Gain (dBi)	2.25	3.3	3.12	2	1.95	1.62	1.69
Average Gain (dB)	-5.66	-4.39	-4.82	-4.7	-4.76	-5.26	-5.2

WSVR & Return <LTE Main Antenna>



Antenna Gain Table <LTE Secondary Antenna>

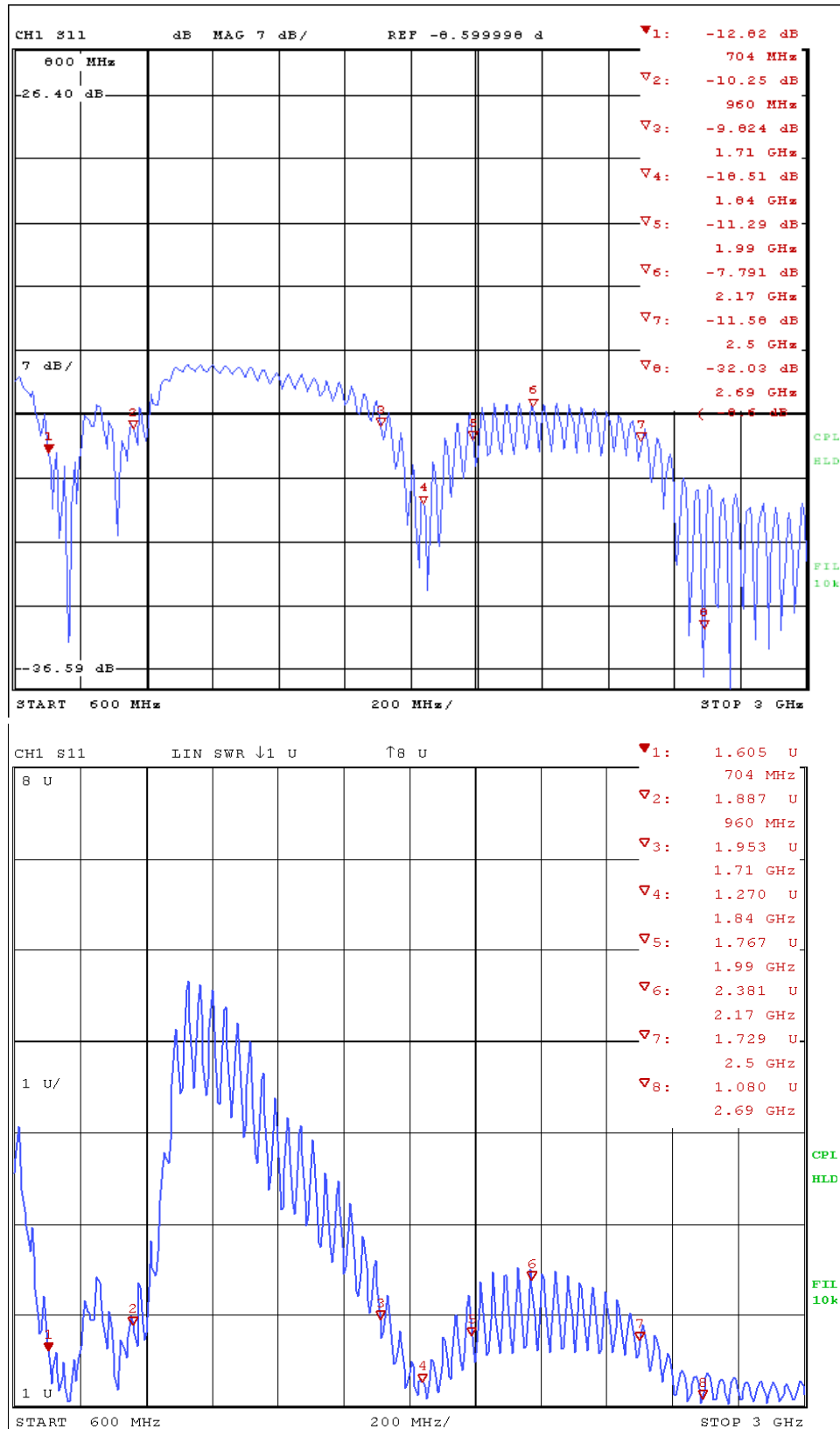
Frequency (MHz)	704	734	756	768	787	824
Efficiency (%)	25.93	54.28	77.84	62.49	61.65	45.06
Gain (dBi)	0.27	4.35	4.91	4.1	3.69	2.45
Average Gain (dB)	-5.86	-2.65	-1.09	-2.04	-2.1	-3.46

Frequency (MHz)	868	880	915	960	1710	1785
Efficiency (%)	37.1	31.64	40.64	42.12	33.63	50.95
Gain (dBi)	1.82	0.99	1.7	2.11	0.01	1.48
Average Gain (dB)	-4.31	-5	-3.91	-3.76	-4.73	-2.93

Frequency (MHz)	1805	1850	1880	1920	1990	2110	2140
Efficiency (%)	56.52	57.49	50.2	44.71	44.52	28.56	31.2
Gain (dBi)	3.92	3.79	4.45	3.7	3.46	2.27	3
Average Gain (dB)	-2.48	-2.4	-2.99	-3.5	-3.51	-5.44	-5.06

Frequency (MHz)	2170	2300	2400	2500	2570	2620	2690
Efficiency (%)	28.78	35.21	30.41	29.97	35.32	37.63	41.52
Gain (dBi)	2.69	3.79	3.18	0.85	1.45	2.63	2.88
Average Gain (dB)	-5.41	-4.53	-5.17	-5.23	-4.52	-4.24	-3.82

WSVR & Return <LTE Secondary Antenna>



Antenna Gain Table <GPS Antenna>

Frequency	Total			H			V		
	1565	1575	1585	1565	1575	1585	1565	1575	1585
Gain (dBi)	30.91	32.28	31.52	28.28	30.58	26.49	29.25	29.36	29.91
Average Gain (dB)	28.42	29.27	27.40	25.16	27.39	23.39	25.64	24.72	25.19

Ordering Codes

ADA-9XYZ

X= 1 (GPS)

X= 2 (GPS/GLONASS)

Y= 1 (4G/LTE)

Y= 2 (WIFI)

Z= 1 (4G/LTE)

Z= 2 (WIFI)

Example: ADA-9212 means GPS/GLONASS + 4G/LTE + WIFI
In addition you must specify cable lengths and connector types

The antennas are delivered with different antenna cable lengths and different connectors. Contact Adactus or our distributor for a quote on any particular specification.

For the latest updates, visit our Web site: www.adactus.se

Disclaimer

Information furnished is believed to be accurate and reliable. However, Adactus assumes no responsibility for the consequences of use of such information nor for any infringement of patents or other rights of third parties which may result from its use. Adactus reserves the right to make changes without further notice to any product herein to improve reliability, function or design. Adactus does not assume any liability arising out of the application or use of any product described herein.

This publication supersedes and replaces all information previously supplied. Adactus products are not authorised as critical components in life support devices or systems.